

# Cord Magnet

User Guide

**Branch**

# The new way of working you've been waiting for.

Scan here for a digital copy  
of your assembly guide.






# Caution

- Do not change the specifications or modify this product for any other purpose beyond its intended use.
- If any parts are missing, broken, damaged, or worn, stop use of these items until Branch authorized replacement parts are received.
- Be careful when securing cords with the Cord Magnet, organize cords at your own risk.
- Contains small magnets, keep out of the reach of children and animals.
- Ensure that surfaces are safe to place magnets on, as items are placed at your own risk.
- Failure to follow these warnings may result in injury.
- Keep this manual for future reference.

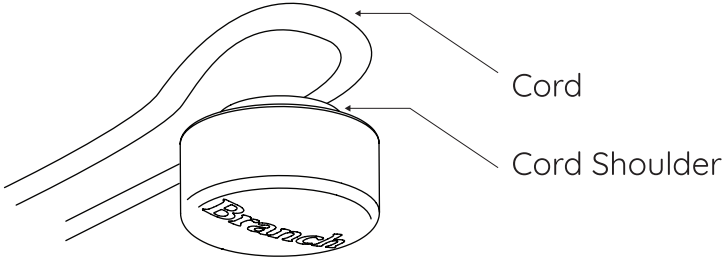
# Components



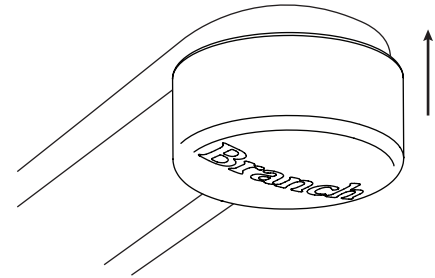
The **Cord Magnets** are compatible with a variety of small electronic cords and magnetic surfaces including the **Daily Desk Frame, Duo Desk Legs, Monitor Stands, Desk Drawers,** and more!

# 1

①



②



On a magnetically receptive surface, place a small **Cord** beneath the **Cord Shoulder** and attach the **Cord Magnet** to a receptive surface.

# Contact

Have a question, comment, or suggestion?

hello@branchfurniture.com  
branchfurniture.com

V1.0-2024-12-12

# Branch